

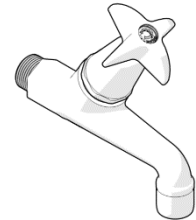
Product Installation Guidelines

Version 1, 16 November 2023, Page 1 of 4

Ezy-Twist® CP-BS Lead Safe Cam Action Deluxe Bib Tap - Cold

PRODUCT CODES:

- 171.46.15.01



SPECIFICATIONS

- Twist action handle for instant shut off to minimize water and energy use.
- Constant flow regardless of pressure.
- Vandal resistant cam action handle.
- Bright chrome plate finish for easy cleaning and added durability
- Lead Safe™ brass construction.*

IMPORTANT: All Ezy-Twist® drinking taps are tested in accordance with AS/NZS 3718 and leave our premises in good working order.

*Our Lead Safe™ product range is compliant with the Lead Free Requirements of the NCC 2022 Vol. Three, Clause A5G4(2) and NSF/ANSI 372.

WARNINGS: Special attentions to be paid on notes, photos, images, or drawings of assembly steps marked with the warning symbol.



TECHNICAL DATA

Inlet		½" BSP - Male
Outlet		Laminar Flow Aerator
Headwork		Cam Action
Working Pressure Range (kPa)	Min	50
	Max	500
Working Temperature Range (°C)	Min	5
	Max	65
Nominal Flow Rate (LPM)		5.1
Finish		Chrome
NOTE: Galvin Engineering continually strive to improve their products. Specifications may change without notice.		

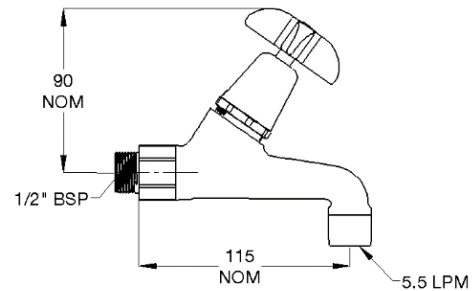
TOOLS REQUIRED

- Spanner
- Thread tape

PRE-INSTALLATION

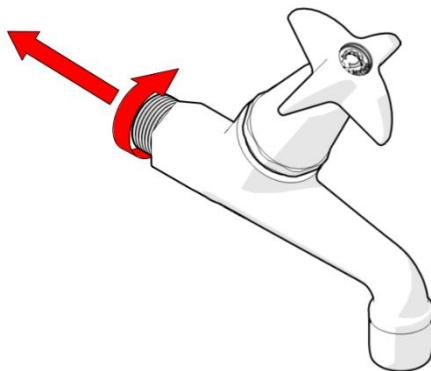


Note: Before installation, all lines must be flushed. Galvin Engineering recommends the installation of strainers and pressure reducing valves to ensure clean consistent supply. Debris or poor water quality could cause the push button to seize or fail to seal.



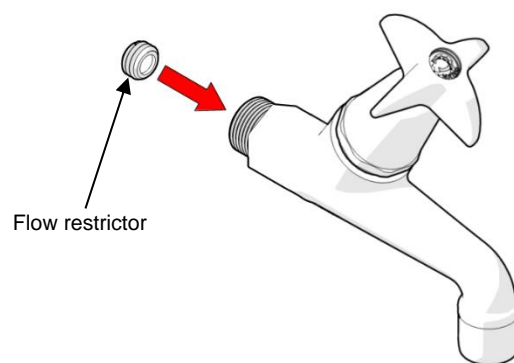
INSTALLATION

INSTALLATION COMPLIANCE: Galvin Engineering products must be installed in accordance with these installation instructions and in accordance with AS/NZS 3500, the PCA and your local regulatory requirements. Water and/or electrical supply conditions must also comply to the applicable National and/or State standards. Failing to comply with these provisions shall void the product warranty and may affect the performance of the product.



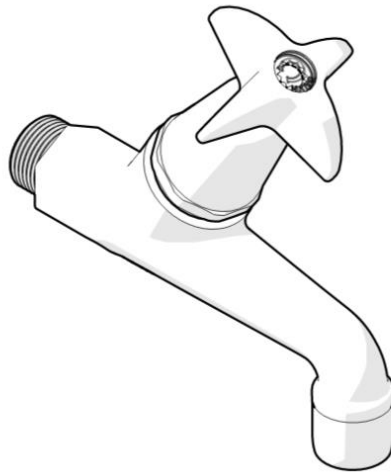
1. Fit tap assembly

- The drinking taps are fitted with flow restrictors
- When applying thread tape or sealant to the inlet, ensure the opening is not obscured. Failure to do so may restrict or block the flow restrictor, affecting the flow of water.



2. Replacing flow restrictor if required

- Major restrictions to the supply pressure (eg. refrigeration units) may affect the water stream and the flow restrictor may need replacing with a flow restrictor of greater capacity to increase the flow. However, using a different flow restrictor will void the 6-star rating.
 - **Never operate without the flow restrictor, as**
- ⚠ Ezy-Twist® Drinking Taps will deliver full mains pressure with unrestricted flow**



3. Testing

- Once fitted turn on water and check for leaks and correct operation

TROUBLESHOOTING

PROBLEM	CAUSE	RECTIFICATION
Water is not flowing or inconsistent flow	Blocked flow restrictor / dirt in the cartridge / water supply not on	Remove flow regulator from outlet and remove debris. Install an in-line strainer to stop further blockages. Ensure water supply is turned on.
Continuous flow of water	Top assembly cartridge loose or internally obstructed or damaged.	Remove cartridge, clean with water and re-grease spindle if required.
Rate of flow inadequate	The flow restrictor may not be satisfactory due to inadequate supply pressure.	Remove flow restrictor and replace with a flow restrictor of different capacity to suit (available from Galvin Engineering)
Button hard to activate	Mains pressure may be too high	Reduce mains pressure to below 500kPa (70 PSI)
Not time – water shuts off upon release	Small spring at the bottom of the cartridge piston dislodged	Relocate spring, regrease spindle if required.

WARRANTY

Galvin Engineering products are covered under our Manufacturer's Warranty. Galvin Engineering products must be installed in accordance with the installation instructions and in accordance with AS 3500 and NCC Volume Three, relevant Australian Standards and local authorities applicable to product being installed. Water and electrical supply conditions must also comply to the applicable national and/or state standards, failing to comply with these provisions may void the product warranty and affect performance of the product.

Please visit www.galvinengineering.com.au to view the full warranty, our Installation Compliance and Maintenance & Cleaning information as well as any other additional information.

Within Australia: **1300 514 074** Outside Australia: P: **+61 (0)8 9338 2344**

F: **+61 (0)8 9338 2340**

sales@galvinengineering.com.au

www.galvinengineering.com.au

ABN: 78 008 719 382

PERTH | SYDNEY | MELBOURNE | BRISBANE | ADELAIDE

